

## IA CLARINGTON LOOMIS GLOBAL ALLOCATION FUND - SERIES F UNITS

June 29, 2020

*(formerly, IA Clarington Global Allocation Fund)*

This document contains key information you should know about IA Clarington Loomis Global Allocation Fund (formerly IA Clarington Global Allocation Fund). You can find more details in the fund's simplified prospectus. Ask your representative for a copy, contact IA Clarington Investments Inc. at 1.800.530.0204 or funds@iaclarington.com, or visit www.iaclarington.com.

**Before you invest in any fund, consider how the fund would work with your other investments and your tolerance for risk.**

Effective on or about June 29, 2020, the name of the Fund will change to IA Clarington Loomis Global Allocation Fund.

### QUICK FACTS

**Fund code(s):** CAD: CCM964  
USD: CCM1328

**Date series started:** July 19, 2010

**Total value of fund on April 30, 2020:** \$1,879.85 million

**Management expense ratio (MER):** 1.05%

**Fund manager:** IA Clarington Investments Inc.

**Portfolio manager:** Industrial Alliance Investment Management Inc.

**Portfolio sub-advisors:** Loomis, Sayles & Company, L.P., IA Clarington Investments Inc.

**Distributions:** Intends to pay a distribution monthly; the distribution amount is reviewed periodically and does not necessarily target a fixed percentage of the series' net asset value (automatically reinvested in additional securities, unless you request to receive it in cash).

**Minimum investment:** \$500 initial; \$50 additional (may be waived)

### What does the fund invest in?

The fund aims to provide a consistent stream of income and capital appreciation by investing primarily in equity securities, fixed income investments and money market instruments from around the world.

The charts below give you a snapshot of the fund's investments on April 30, 2020. The fund's investments will change.

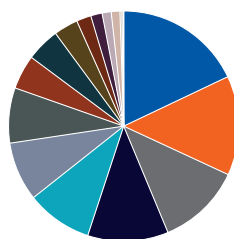
#### Top 10 investments (April 30, 2020)

1. Danaher Corp.	3.16%
2. Amazon.com Inc.	3.10%
3. Roper Technologies Inc.	2.85%
4. IQVIA	2.65%
5. UnitedHealth Group Inc.	2.61%
6. S&P Global Inc.	2.55%
7. Alibaba Group Holding Ltd., Sponsored ADR	2.51%
8. Northrop Grumman Corp.	2.49%
9. MasterCard Inc.	2.37%
10. Facebook Inc.	2.37%

**Total percentage of top 10 investments:** 26.66%

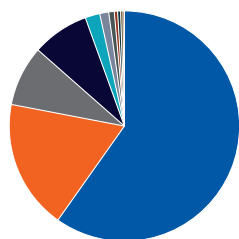
**Total number of investments:** 503

#### Investment mix (April 30, 2020)



#### Sector allocation

Information Technology	17.94%
Federal Government Bonds	13.97%
Health Care	11.81%
Corporate Bonds	11.34%
Financials	9.28%
Industrials	8.29%
Consumer Discretionary	7.75%
Telecommunication Services	4.81%
Consumer Staples	4.72%
Materials	3.41%
Cash and Other Net Assets	2.06%
Short-Term Investments	1.60%
Real Estate	1.28%
Federal Guarantees	1.21%
Provincial Bonds and Guarantees	0.27%
Supranational Guarantees	0.19%
Energy	0.04%
Asset-Backed Securities	0.03%



#### Country allocation

United States	59.80%
Europe - Other	18.21%
Canada	8.48%
Asia - Other	8.00%
Cash and Other Net Assets	2.06%
South America - Other	1.26%
North America - Other	0.78%
Caribbean - Other	0.46%
Australia & Oceania - Other	0.42%
Africa - Other	0.33%
Central America - Other	0.20%

### How risky is it?

The value of the fund can go down as well as up. You could lose money.

One way to gauge risk is to look at how much a fund's returns change over time. This is called "volatility".

In general, funds with higher volatility will have returns that change more over time. They typically have a greater chance of losing money and may have a greater chance of higher returns. Funds with lower volatility tend to have returns that change less over time. They typically have lower returns and may have a lower chance of losing money.

IA CLARINGTON LOOMIS GLOBAL ALLOCATION FUND - SERIES F UNITS

**Risk rating**

IA Clarington Investments Inc. has rated the volatility of this fund as **low to medium**.

This rating is based on how much the fund's returns have changed from year to year. It doesn't tell you how volatile the fund will be in the future. The rating can change over time. A fund with a low risk rating can still lose money.



For more information about the risk rating and specific risks that can affect the fund's returns, see the "What are the Risks of Investing in this Fund?" and "Who Should Invest in this Fund?" sections of the fund's simplified prospectus.

**No guarantees**

Like most mutual funds this fund doesn't have any guarantees. You may not get back the amount of money you invest.

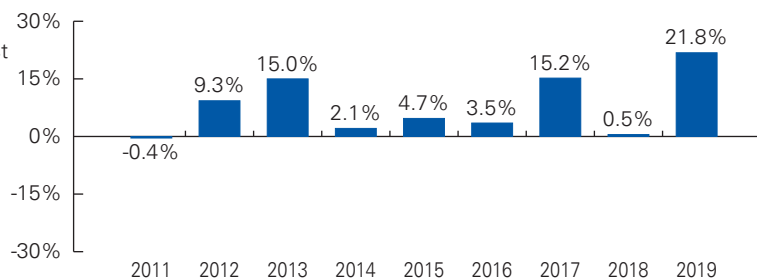
**How has the fund performed?**

This section tells you how Series F units of the fund have performed over the past nine years. Returns are after expenses have been deducted. These expenses reduce the fund's returns.

**Year-by-year returns**

This chart shows how Series F units of the fund performed in each of the past nine calendar years. The fund dropped in value in one of the nine years.

The range of returns and change from year to year can help you assess how risky the fund has been in the past. It does not tell you how the fund will perform in the future.



**Best and worst 3-month returns**

This table shows the best and worst returns for Series F units of the fund in a 3-month period over the past nine years. The best and worst 3-month returns could be higher or lower in the future. Consider how much of a loss you could afford to take in a short period of time.

	Return	3 months ending	If you invested \$1,000 at the beginning of the period
<b>Best return</b>	10.20%	April 30, 2019	your investment would rise to \$1,102
<b>Worst return</b>	-8.65%	September 30, 2011	your investment would drop to \$913

**Average return**

A person who invested \$1,000 in Series F units of the fund on July 19, 2010 would have had \$2,150 on April 30, 2020. This works out to an annual compounded return of 8.12%.

**Who is this fund for?**

**Investors who:**

- Seek a flow of income and the possibility for capital appreciation;
- Have low to medium risk tolerance;
- Plan to invest over the medium to long term.

**A word about tax**

In general, you'll have to pay income tax on any money you make on a fund. How much you pay depends on the tax laws where you live and whether or not you hold the fund in a registered plan, such as a Registered Retirement Savings Plan or a Tax-Free Savings Account.

Keep in mind that if you hold your fund in a non-registered account, fund distributions are included in your taxable income, whether you get them in cash or have them reinvested.

**How much does it cost?**

The following tables show the fees and expenses you could pay to buy, own and sell Series F units of the fund. The fees and expenses, including any commissions, can vary among series of a fund and among funds. Higher commissions can influence representatives to recommend one investment over another. Ask about other funds and investments that may be suitable for you at a lower cost.

**1. Sales charges**

This series is sold with no sales charge and no redemption fee. However, your representative's firm may charge you a fee in respect of your investment; any such fee would be set out in an agreement between you and your representative's firm.

**IA CLARINGTON LOOMIS GLOBAL ALLOCATION FUND - SERIES F UNITS**

**2. Fund expenses**

You don't pay these expenses directly. They affect you because they reduce the fund's returns.

As at March 31, 2020, the fund's expenses were 1.12% of its value. This equals \$11.20 for every \$1,000 invested.

	Annual rate (as a % of the fund's value)
<b>Management expense ratio (MER)</b> This is the total of the fund's management fee (including the trailing commission), fixed administration fee and operating expenses.	1.05%
<b>Trading expense ratio (TER)</b> These are the fund's trading costs.	0.07%
<b>Fund expenses</b>	<b>1.12%</b>

**More about the trailing commission**

There is no trailing commission paid for Series F units of the fund.

**3. Other fees**

You may have to pay other fees when you buy, hold, sell or switch units of the fund.

Fee	What you pay
<b>Dealer Advisory Fee</b>	This Series is designed for investors who participate in programs that charge fees directly to the investor. Investors in this Series may pay an annual dealer advisor fee to their dealer. This dealer advisor fee is determined between the investor and the dealer. Depending on the arrangement between the investor and the dealer, the dealer advisor fee may be a component or may be the only fee payable in respect of an investor's investment account. We may have an arrangement with your dealer to collect the dealer advisor fee from you on behalf of your dealer, by redeeming (without charges) a sufficient number of securities from your account on a monthly basis. Where we collect a dealer advisor fee, the dealer advisor fee must not exceed 1.50% annually of the value of the net assets of the fund in your account. The dealer advisor fee is in addition to any other fees that are separately negotiated with and directly payable to us. Please speak with your dealer about this option and whether it's available.
<b>Short-Term Trading fee</b>	Up to 2.00% of the value of units you sell or switch within 30 days of buying them. This fee goes to the fund.
<b>Switch fee</b>	Your representative's firm may charge you up to 2.00% of the value of units you switch.

**What if I change my mind?**

**Under securities law in some provinces and territories, you have the right to:**

- withdraw from an agreement to buy mutual fund securities within two business days after you receive a simplified prospectus or Fund Facts document, or
- cancel your purchase within 48 hours after you receive confirmation of the purchase.

In some provinces and territories, you also have the right to cancel a purchase, or in some jurisdictions, claim damages, if the simplified prospectus, annual information form, Fund Facts document or financial statements contain a misrepresentation. You must act within the time limit set by the securities law in your province or territory. For more information, see the securities law of your province or territory or ask a lawyer.

**For more information**

Contact IA Clarington Investments Inc. or your representative for a copy of the fund's simplified prospectus and other disclosure documents. These documents and the Fund Facts make up the fund's legal documents.

**IA Clarington Investments Inc. | Business Office**  
 522 University Ave. Suite 700, Toronto, Ontario M5G 1Y7

**IA Clarington Investments Inc. | Head Office**  
 1080 Grande Allée West, PO Box 1907, Québec City, Québec G1K 7M3

Phone: 1.800.530.0204 | Email: funds@iaclarington.com  
 www.iaclarington.com

To learn more about investing in mutual funds, see the brochure **Understanding mutual funds**, which is available on the website of the Canadian Securities Administrators at [www.securities-administrators.ca](http://www.securities-administrators.ca)

